




QUANTITY CIRCLES

FOR TODDLERS AND PRESCHOOLERS

Created by Amanda Trumpower






Copyright 2021: Amanda Trumpower

You may print, copy, share, modify, and distribute this resource for all personal/organizational reasons provided you are not charging for it.

When sharing online, please credit back to AmandaTrumpower.com.





QUANTITY BASICS WITH BEARS!

Hi friends!

My little homeschoolers have pretty much mastered counting 1-10, so I figured it's time to start showing them all those numbers actually mean something...

Time to teach quantity!

I started with something super simple: circles drawn on construction paper (see above). We used our [Skooszy bear set](#), but you could use any small objects!

I walked the twins through putting 1 bear in a circle. Then 2 bears in another circle. And so on.

For now, I'm only going to focus on quantities of up to 5. My kids have a ways to go before they master this, but that's okay!

I decided to make this activity into something nicely formatted for you. I also added addition and subtraction signs, circles of various sizes, and numbers.

If your kids already understand quantity, use the math symbols to start introducing basic math.

Happy learning!

Amanda Trumpower

P.S....

Did you give this a try? I'd love to hear how it went! Email me at amanda@jtrumpower.com.
















Author of Collar Cases, a Christian mystery chapter book series for readers ages 7-11.



Join investigative reporters Mittens Meow & Alex Digger as they solve mysteries in their small town.

Learn more:

AmandaTrumpower.com







+

+

+

+

+

-

-

-

-

-

1

2

3

4

5

6

7

8

9

10